



New Telemecanique LC1-D25-10 (LC1D2510) Contactor Replacement - Data Sheet for US Breaker Brand Contactors with the Trusted UL Certification!



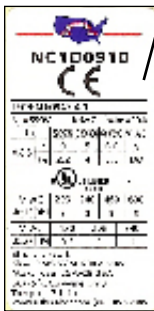
NC1 D25 10

- ✓ Standards: UL508, CSA C22.2, IEC 60947, and CE Marked
- ✓ Integral DIN Rail & Base Mounting in One Compact Footprint
- ✓ Superior ISO Quality Proven by Multiple Global Standard Certifications

Telemecanique LC1D2510 Contactor Replacement Cross Reference

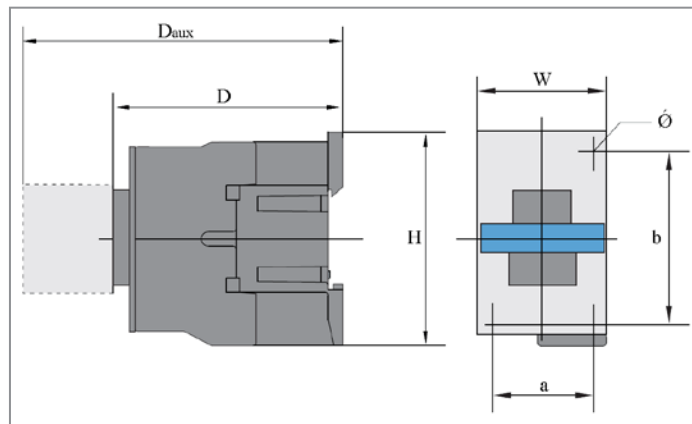
| US Breaker- Brand Part # | Telemecanique Contactor Cross Ref | | Control Coil Voltage | Auxiliaries | | Price Each |
|-----------------------------|-----------------------------------|-----------------|-------------------------|-------------|----|---------------|
| | Direct | Direct | | NO | NC | |
| NC1 D25 10 - V24 | LC1D2510 - B7 | LC1-D25-10 - B7 | 24V B7 | 1 | 0 | \$25.19 |
| NC1 D25 10 - V120 | LC1D2510 - G6 | LC1-D25-10 - G6 | 120V G6 | 1 | 0 | \$25.19 |
| NC1 D25 10 - V240 | LC1D2510 - U6 | LC1-D25-10 - U6 | 240V U6 | 1 | 0 | \$25.19 |

NC1 D25 Contactor Technical Data



| NC1D Type | NC1-D25 | |
|--|-----------------------|------------|
| Thermal Current I _{th} (AC-1 IEC) Amps | 660V | 40 |
| Inductive Current (AC-3 IEC) Amps | 240V | 10 |
| | 460V | 15 |
| | 600V | 15 |
| UL Power Rating 3 Phase (Hp) | 120V | 2 |
| | 240V | 5 |
| UL Power Rating 1 Phase (Hp) | 380/400V | 11 |
| | IEC Power Rating (KW) | Elec. |
| Operations (AC-3) | Mech. | 10,000,000 |

NC1 D25 Contactor Dimensions (in.)



| Dim (in) | H | W | D | Daux | a | b | Ø |
|------------|-----|-----|-----|------|-----|-----|------|
| NC1 D25 10 | 3.4 | 2.2 | 3.7 | 5.3 | 1.6 | 1.9 | 0.18 |

NC1 D25 Contactor Coil Data

| NC1D Type | | NC1-D25 |
|-------------------------------------|------------------|------------|
| Coil Power | Start-up (VA) | 110 |
| | Holding (VA) | 11 |
| Operation Range of Rated Voltage | Pick-up Voltage | 85% - 100% |
| | Drop-out Voltage | 20% - 75% |


Accessories for NC1 D25 10 Contactors



NC1F411



NC1F422



NCF111C



NCSR2A



NC1F5



NC1MI0932a

Auxiliary Contacts

| US Breaker- Part # | Telemecanique Cross Ref |
|-----------------------|----------------------------|
| NC F4 20 | LA1DN 20 |
| NC F4 11 | LA1DN 11 |
| NC F4 02 | LA1DN 02 |
| NC F4 40 | LA1DN 40 |
| NC F4 31 | LA1DN 31 |
| NC F4 04 | LA1DN 04 |
| NC F4 22 | LA1DN 22 |
| NCF1 11C | LA8DN 11 |

Time Delay Blocks

| US Breaker- Part # | Telemecanique Cross Ref |
|-----------------------|----------------------------|
| NC F5 T2 | LA2DT2 |
| NC F5 D2 | LA3DR2 |

Mechanical Interlocks

| US Breaker- Part # | Telemecanique Cross Ref |
|-----------------------|----------------------------|
| NC MI 09 32a | LA9D9978 |

- Telemecanique part numbers are provided to assist in product selection. Proper engineering evaluation is required for each customer application.
- NC accessories are intended and UL listed for use with their associated NC1D & series F NC2 contactors